




Taiwan  
Advanced  
Nanotech

# Maelstrom™ 9610

## REVOLUTIONIZING MAGNETIC BEAD HANDLING

Maximize Throughput and Eliminate  
Cross-contamination



## Patented Maelstrom Spin Mixing Technology

TANBead Maelstrom product embodies this novel technology and delivers improved performance for applications in molecular diagnostics and life sciences. Maelstrom Series are FDA and CE approved, and the patents are granted in the Canada, China, EU, Korea, Japan, Taiwan, and USA.



### Fully Automated

- Simultaneous processing and purification of DNA, RNA samples
- Automation of complicated manual steps
- Independent temperature control modules ensure stability of purification performance



### Patented Whirl Stirring Mixing Technology

- Processing volume up to 1,600µl
- Spin tips stir magnetic beads at speeds up to 3000 rpm
- Effective prevention of aerosol cross contamination



### Easy Operation

- Intuitive user interface and easy menu navigation
- Parameters can be fine-tuned based on experimental requirements



### Time Saving

- High-throughput: 96 samples can be processed simultaneously
- High stirring efficiency with variable speeds for considerable time savings

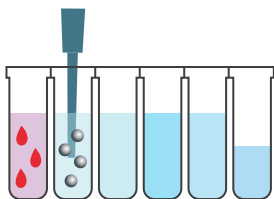


## Principle of Nucleic Acid Extraction

● Sample   ● Bead   ● DNA

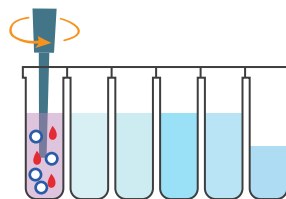
### Step 1

Activate beads



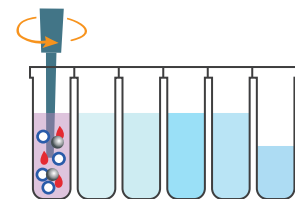
### Step 2

Mix sample with Lysis Buffer



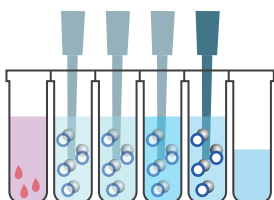
### Step 3

Mix sample with beads



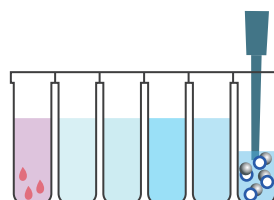
### Step 4

Wash bead-DNA from #2 ~ #5 well



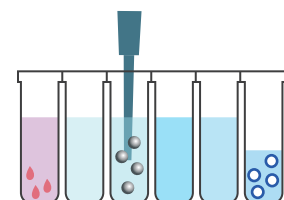
### Step 5

Elute DNA



### Step 6

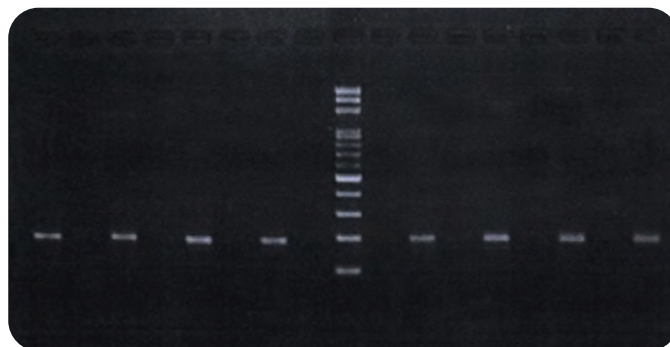
Release beads



## Performance

- ✓ The coefficient of variation of nucleic acid extraction concentration is less than 5%
- ✓ High consistency
- ✓ No Cross-contamination to neighbor well  
Experimental results ▶

1 2 3 4 5 6 7 8 M 9 10 11 12 13 14 15 16



## Specification

Model	Maelstrom™ 9610
Weight (NW)	Approx. 95 kg
Dimensions (WxLxH)	87x57.5x70cm
Power rating	AC 220-240 V
Fuse	250V, 5A
Max. Throughput	96 samples per run
Process. volume	50µl - 1,600µl
Spin Speed	up to 3,000 rpm
Heater	4 heating plates
Magnetic Rod	>3,900 gauss
Display	7-inch touchscreen
UV	UV-C type 4W
HEPA	E10 Class

## Patents

USA	US09616398B2
EU	EP2937136B1
Canada	CA2862946
Japan	JP6151735B2
Korea	KR101696517B1
China	CN104971638B
Taiwan	TW1526245B






## Reagent kits


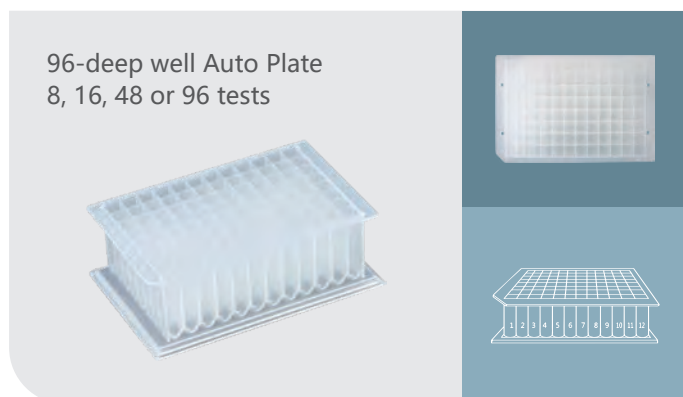
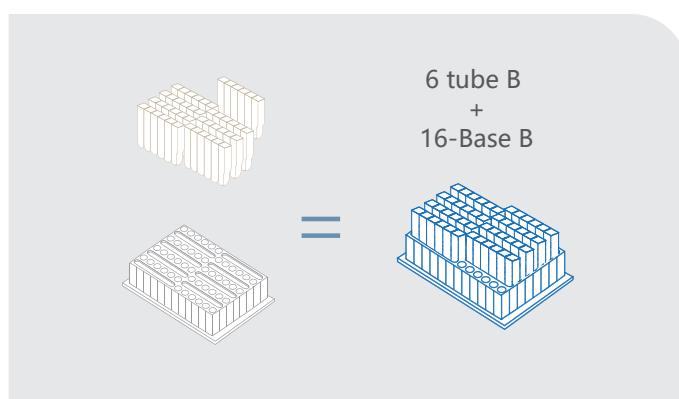
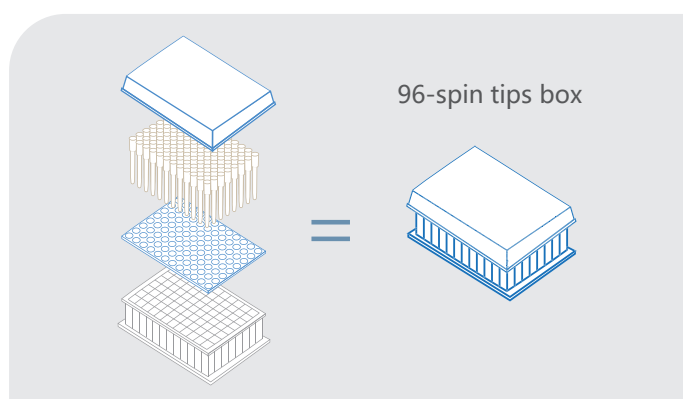
Scan QR code for  
more reagents ▶



Sample	Description	Test	Reference No.	Ordering No.
Blood	TANBead Blood DNA Auto Plate	96	W611A46	301186
Plant	TANBead Plant DNA Auto Plate	96	W613A46	301194
cfDNA	TANBead OptiPure cfDNA Auto Plate	96	W61CA46	301377
Virus	TANBead OptiPure Viral Auto Plate	96	W665A46	301224
Tissue	TANBead Tissue DNA Auto Plate	96	W612A46	301190
Bacteria	TANBead Gram Bacteria DNA Auto Plate	96	W61GA46	301198
Stool	TANBead Stool Cell DNA Auto Plate	96	W6SCA46	301392

## Consumables

Images	Product Name	Format	Description	Ordering No.
	96 deep well plate (Unique hook design)	Auto Plate	<ul style="list-style-type: none"> <li>Processing volume 50µl-1,600µl</li> <li>Widely use for molecular diagnostics</li> </ul>	083.CSM01.203
	96-spin tips box (Unique hook design)	Auto Plate	<ul style="list-style-type: none"> <li>96 pcs of Medium (pen-shape) spin tips in one box</li> </ul>	083.MSP09.10X
	6 tube B	Auto Tube	<ul style="list-style-type: none"> <li>Special Package for single or small number of tests</li> <li>Minimal consumable waste</li> <li>No reagent loss</li> </ul>	104143
	16-Base B	Auto Tube	<ul style="list-style-type: none"> <li>Incorporate with 6 tube B for small number of tests</li> </ul>	104026
	Spin tips	Auto Plate Auto Tube	<ul style="list-style-type: none"> <li>A unique design to maximum mixing efficiency</li> </ul>	056.CSM03.111



Taiwan Advanced Nanotech

[www.tanbead.com](http://www.tanbead.com)

6F., No. 188, Wenhe Rd., Guishan Dist., Taoyuan City 333, Taiwan

T. +886-3-3167568 F. +886-3-3173369 E. [success@tanbead.com](mailto:success@tanbead.com)

2022-07